



SUN TV NETWORK LIMITED

Murasoli Maran Towers, 73, MRC Nagar Main Road, MRC Nagar, Chennai - 600 028, TamilNadu, India.
Tel : +91-44-4467 6767, Fax : +91-44-4067 6161 Email: tvinfo@sunnetwork.in
Website: www.suntv.in CIN.: L22110TN1985PLC012491

13th November 2024

BSE Limited
Floor No. 25, P J Towers,
Dalal Street,
Mumbai - 400 001

National Stock Exchange of India Limited
Exchange Plaza,
Bandra Kurla Complex, Bandra (E)
Mumbai - 400 051

Scrip Code: 532733, Scrip Id: SUNTV

Symbol: SUNTV, Series: EQ

Dear Sir/Madam,

Sub: Outcome of the Board Meeting in accordance with the SEBI (Listing Obligations and Disclosure Requirements) Regulations, 2015

With reference to the above, we hereby submit / inform that:

1. The Board of Directors at its meeting held on 13th November 2024, (commenced at 2.30 p.m. and concluded at 4.10 p.m.) has approved and taken on record the Unaudited Financial Results of the Company for the quarter and Half year ended 30th September 2024.
2. Unaudited Financial Results (Standalone and Consolidated) along with Limited Review Report of the Company for the quarter and Half year ended 30th September 2024 prepared in terms of Regulation 33 of the SEBI (Listing Obligations and Disclosure Requirements) Regulations, 2015 are enclosed herewith.
3. Earnings Release of the Company for the quarter and half year ended 30th September 2024 is enclosed herewith.
4. An Interim Dividend of Rs. 5/- per equity share of Rs. 5/ - each (i.e. 100%) for the financial year 2024-25 has been declared.
5. Copy of extract of financial results required to be published in Newspaper as per Listing regulations.

This is for your information and records.

Thanking you,

For Sun TV Network Limited

R. Ravi
Company Secretary & Compliance Officer

Encl.: As above



SUN TV NETWORK LIMITED

Murasoli Maran Towers, 73, MRC Nagar Main Road, MRC Nagar, Chennai- 600 028, Tamil Nadu, India.
Tel : +91 -44-4467 6767, Fax : +91 -44-4067 6161 Email: tvinfo@sunnetwork.in
Website: www.suntv.in CIN.: L22110TN1985PLC012491

Sun TV Network Limited Regd office : Murasoli Maran Towers, 73, MRC Nagar Main Road, MRC Nagar , Chennai - 600 028 CIN : L22110TN1985PLC012491 Email : tvinfo@sunnetwork.in; www.suntv.in							
STATEMENT OF STANDALONE FINANCIAL RESULTS FOR THE QUARTER AND SIX MONTHS ENDED SEPTEMBER 30, 2024							
(Rupees in crores except EPS and unless otherwise stated)							
S.No	Particulars	Quarter Ended			Six Months Ended		Year Ended
		September 30, 2024	June 30, 2024	September 30, 2023	September 30, 2024	September 30, 2023	March 31, 2024
		Unaudited	Unaudited	Unaudited	Unaudited	Unaudited	Audited
1	Revenue from Operations	900.16	1,276.11	1,017.98	2,176.27	2,335.76	4,148.36
2	Other Income	163.98	140.24	107.10	304.22	222.69	481.83
3	Total Income (1+2)	1,064.14	1,416.35	1,125.08	2,480.49	2,558.45	4,630.19
4	Expenses						
	(a) Operating Expenses	219.61	196.41	170.48	416.02	353.92	711.76
	(b) Cricket Franchises Fees	-	100.73	0.03	100.73	105.05	142.49
	(c) Employee Benefits Expense	73.11	72.64	72.68	145.75	141.84	283.96
	(d) Depreciation and Amortisation expense	191.36	108.93	214.34	300.29	299.51	514.01
	(e) Finance Costs	3.20	1.35	0.72	4.55	2.92	4.58
	(f) Other Expenses	78.46	199.96	58.59	278.42	232.29	424.85
	Total Expenses	565.74	680.02	516.84	1,245.76	1,135.53	2,081.65
5	Profit Before Tax (3 - 4)	498.40	736.33	608.24	1,234.73	1,422.92	2,548.54
6	Income Tax Expenses						
	(a) Current tax	115.79	187.97	126.22	303.76	352.82	614.45
	(b) Deferred tax	(15.56)	1.42	25.78	(14.14)	31.06	58.94
	Total	100.23	189.39	152.00	289.62	383.88	673.39
7	Profit After Tax (5 - 6)	398.17	546.94	456.24	945.11	1,039.04	1,875.15
8	Other Comprehensive Income for the period / year						
	Items not to be reclassified to profit or loss in subsequent periods:						
	Remeasurement gains on defined benefit obligations (net of taxes)	0.03	0.04	0.39	0.07	0.77	0.15
9	Total Comprehensive income for the period / year, net of tax (7 + 8)	398.20	546.98	456.63	945.18	1,039.81	1,875.30
10	Paid-up equity share capital (Face value of Rs.5.00 /- each)	197.04	197.04	197.04	197.04	197.04	197.04
11	Reserves excluding revaluation reserves (i.e. Other Equity)						10,156.31
12	Earnings per share (Face value of Rs.5.00 /- each) - Basic and Diluted - in Rs.	10.10	13.88	11.58	23.98	26.37	47.58
Not Annualised							





SUN TV NETWORK LIMITED

Murasoli Maran Towers, 73, MRC Nagar Main Road, MRC Nagar, Chennai - 600 028, Tamil Nadu, India.
Tel : +91 -44-4467 6767, Fax : +91 -44-4067 6161 Email: tvinfo@sunnetwork.in
Website: www.suntv.in CIN.: L22110TN1985PLC012491

Sun TV Network Limited			
Regd office : Murasoli Maran Towers, 73, MRC Nagar Main Road, MRC Nagar , Chennai - 600 028			
CIN : L22110TN1985PLC012491 Email : tvinfo@sunnetwork.in; www.suntv.in			
Notes to the Standalone Financial Results			
I. STATEMENT OF STANDALONE ASSETS AND LIABILITIES			
S.No	Particulars	Rs in crores	
		As at September 30, 2024 Unaudited	As at March 31, 2024 Audited
	ASSETS		
1	Non - Current assets		
	(a) Property, Plant and Equipment	786.26	814.87
	(b) Capital work in progress	1.66	7.38
	(c) Investment Properties	26.78	27.79
	(d) Other intangible assets	612.92	735.94
	(e) Right of use assets	90.53	6.70
	(f) Intangible assets under development	145.88	137.37
	(g) Financial Assets		
	- Investments in Subsidiary / Joint Venture	713.55	713.55
	- Other Investments	2,193.51	1,811.91
	- Other financial assets	54.51	107.51
	(h) Non current tax assets (net)	41.74	33.90
	(i) Deferred tax assets (net)	176.00	161.85
	(j) Other non-current assets	130.10	107.19
	Total Non - current assets	4,973.44	4,665.96
2	Current assets		
	(a) Financial assets		
	- Investments	5,138.68	4,549.21
	- Trade receivables	1,188.62	1,211.00
	- Cash and cash equivalents	143.26	284.84
	- Bank balances other than cash and cash equivalents	130.26	74.75
	- Other financial assets	14.88	9.97
	(b) Other current assets	296.23	380.55
	Total current assets	6,911.93	6,510.32
	TOTAL ASSETS (1+ 2)	11,885.37	11,176.28
	EQUITY AND LIABILITIES		
1	Equity		
	(a) Equity Share Capital	197.04	197.04
	(b) Other equity	10,904.45	10,156.31
	Total Equity	11,101.49	10,353.35
2	Liabilities		
	Non - Current liabilities		
	(a) Financial liabilities		
	- Lease liabilities	88.14	2.73
	- Other financial liabilities	11.00	8.00
	(b) Government grants	2.06	2.22
	Total Non - current liabilities	101.20	12.95
3	Current liabilities		
	(a) Financial liabilities		
	- Lease liabilities	11.94	5.54
	- Trade payables		
	(i) total outstanding dues of micro enterprises and small enterprises	3.76	23.38
	(ii) total outstanding dues of creditors other than micro enterprises and small enterprises	250.53	232.66
	- Other current financial liabilities	113.47	315.04
	(b) Short term provisions	23.15	21.94
	(c) Government grants	0.32	0.32
	(d) Other current liabilities	233.13	211.10
	(e) Current tax liabilities	46.38	-
	Total current liabilities	682.68	809.98
	TOTAL EQUITY AND LIABILITIES (1+ 2+ 3)	11,885.37	11,176.28





SUN TV NETWORK LIMITED

Murasoli Maran Towers, 73, MRC Nagar Main Road, MRC Nagar, Chennai- 600 028, Tamil Nadu, India.
Tel : +91 -44-4467 6767, Fax : +91 -44-4067 6161 Email: tvinfo@sunnetwork.in
Website: www.suntv.in CIN.: L22110TN1985PLC012491




Sun TV Network Limited		
Regd office : Murasoli Maran Towers, 73, MRC Nagar Main Road, MRC Nagar , Chennai - 600 028 CIN : L22110TN1985PLC012491 Email : tvinfo@sunnetwork.in; www.suntv.in		
2. STATEMENT OF STANDALONE CASH FLOWS FOR THE SIX MONTHS ENDED SEPTEMBER 30, 2024		
Particulars	Rs in crores	
	For the Period ended September 30, 2024 Unaudited	For the Period ended September 30, 2023 Unaudited
Cash flow from operating activities		
Profit before tax	1,234.73	1,422.92
Adjustments to reconcile profit before tax to net cash flows:		
Depreciation of property plant & equipment, right of use assets and investment properties	63.09	62.10
Amortisation of intangible assets	237.20	237.41
(Profit) / Loss on sale of property, plant and equipment (net)	(0.05)	0.02
Translation (gain) / loss on monetary assets and liabilities (net)	(3.49)	0.25
Impairment allowance for doubtful debts / movie advance and other advances (net)	1.74	-
Provision for litigations and claims (net)	0.27	0.27
Bad debts written off	2.38	0.42
Liabilities / provisions no longer required written back	-	(3.26)
Interest income	(120.65)	(98.12)
Reversal of Impairment allowance for doubtful debts / movie advance and other advances (net)	-	(3.12)
Export incentives	(0.16)	(0.19)
Dividend income / Net gain on redemption of investments	(3.78)	(4.20)
Fair value (gain) / loss on financial instruments at fair value through profit or loss (net)	(172.16)	(109.44)
Finance costs	4.55	2.92
Operating profit before working capital changes	1,243.67	1,507.98
Movements in working capital :		
(Increase) / Decrease in trade receivables	18.70	52.19
(Increase) / Decrease in other current assets/other financial assets	(1.16)	(4.63)
(Increase) / Decrease in loans and advances	84.40	(24.91)
Increase / (Decrease) in trade payables and other liabilities/other financial liabilities	(165.60)	(119.83)
Increase / (Decrease) in provisions	0.94	0.23
Cash generated from operations	1,180.95	1,411.03
Direct taxes paid (net of refunds)	(265.25)	(283.47)
Net cash flow from operating activities (A)	915.70	1,127.56
Cash flow from investing activities		
Amount paid for purchase of property, plant and equipment and intangible assets	(171.75)	(272.35)
Payment for purchase of mutual funds	(1,941.00)	(2,077.00)
Proceeds from sale of mutual funds	1,699.73	1,509.33
Proceeds from sale of property, plant and equipment	0.07	0.02
Proceeds from maturity of bonds/non-convertible debentures	473.89	521.04
Payment for purchase of bonds/non-convertible debentures	(1,022.50)	(749.00)
Term deposits placed with banks	(46.69)	(329.73)
Term deposits refunded from banks	45.18	458.95
Interest received (finance income)	110.56	88.21
Dividend income	0.10	0.07
Net cash (used in) investing activities (B)	(852.41)	(850.46)





SUN TV NETWORK LIMITED

Murasoli Maran Towers, 73, MRC Nagar Main Road, MRC Nagar, Chennai- 600 028, Tamil Nadu, India.
Tel : +91 -44-4467 6767, Fax : +91 -44-4067 6161 Email: tvinfo@sunnetwork.in
Website: www.suntv.in CIN.: L22110TN1985PLC012491

Sun TV Network Limited			
Regd office : Murasoli Maran Towers, 73, MRC Nagar Main Road, MRC Nagar , Chennai - 600 028 CIN : L22110TN1985PLC012491 Email : tvinfo@sunnetwork.in; www.suntv.in			
Particulars		Rs in crores	
		For the Period ended September 30, 2024	For the Period ended September 30, 2023
		Unaudited	Unaudited
Cash flow from financing activities			
Proceeds from Short term borrowings		-	20.00
Repayment of Short term borrowings		-	(20.00)
Payment of lease liabilities		(10.51)	(14.91)
Interim dividends paid		(197.04)	(246.30)
Interest paid (finance cost)		(0.36)	(1.45)
Net cash (used in) financing activities	(C)	(207.91)	(262.66)
Exchange differences on translation of foreign currency cash and cash equivalents	(D)	3.04	(0.74)
Net (decrease) / increase in cash and cash equivalents	(A+B+C+D)	(141.58)	13.70
Cash and cash equivalents at beginning of the period	E	284.84	127.13
Cash and cash equivalents at end of the period	F	143.26	140.83
3	The above standalone financial results for the quarter and six months ended September 30, 2024 have been reviewed by the Audit Committee and approved by the Board of Directors in their respective meetings held on November 13, 2024. The review of the standalone financial results has been carried out by the Statutory Auditors of the Company.		
4	These unaudited standalone financial results have been prepared in accordance with the recognition and measurement principles provided in Indian Accounting Standard (Ind AS) 34 on 'Interim Financial Reporting', the provisions of the Companies Act, 2013 (the Act), as applicable and guidelines issued by the Securities and Exchange Board of India (SEBI) under SEBI (Listing Obligations and Disclosure Requirements) Regulations 2015, as amended.		
5	Based on internal reporting provided to the Chief Operating Decision Maker, "Media and Entertainment" is the only reportable segment for the Company.		
6	The Board of Directors have declared an interim dividend of Rs.5.00 per share (100%) at their meeting held on November 13, 2024. This is in addition to the interim dividend of Rs.5.00 per share (100%) declared at their meeting held on August 9, 2024.		
7	The results for the quarter and six months ended September 30, 2024 includes income from the Company's Cricket Franchises ("Sunrisers Hyderabad" and "Sunrisers Eastern Cape") of Rs. 0.09 crores and Rs. 497.14 crores (Quarter and Six months ended September 30, 2023 – Rs 1.02 crores and Rs. 513.68 crores respectively) and corresponding costs of Rs. 1.34 crores and Rs. 237.76 crores respectively (Quarter and Six months ended September 30, 2023 – Rs 0.88 crores and Rs. 228.92 crores respectively).		
8	Previous period's / year's figures have been regrouped / reclassified wherever necessary to make it comparable with current period.		
			
	Place : Chennai	For and on behalf of the Board of Directors	
	Date : November 13, 2024	Mahesh Kumar Rajaraman Managing Director DIN No: 05263229	

Independent Auditor's Review Report on the Quarterly and Year to Date Unaudited Standalone Financial Results of the Company Pursuant to the Regulation 33 of the SEBI (Listing Obligations and Disclosure Requirements) Regulations, 2015, as amended**Review Report to
The Board of Directors
Sun TV Network Limited**

1. We have reviewed the accompanying Statement of Unaudited Standalone Financial Results of Sun TV Network Limited (the "Company") for the quarter ended September 30, 2024 and year to date from April 1, 2024 to September 30, 2024 (the "Statement") attached herewith, being submitted by the Company pursuant to the requirements of Regulation 33 of the SEBI (Listing Obligations and Disclosure Requirements) Regulations, 2015, as amended (the "Listing Regulations").
2. The Company's Management is responsible for the preparation of the Statement in accordance with the recognition and measurement principles laid down in Indian Accounting Standard 34, (Ind AS 34) "Interim Financial Reporting" prescribed under Section 133 of the Companies Act, 2013 as amended, read with relevant rules issued thereunder and other accounting principles generally accepted in India and in compliance with Regulation 33 of the Listing Regulations. The Statement has been approved by the Company's Board of Directors. Our responsibility is to express a conclusion on the Statement based on our review.
3. We conducted our review of the Statement in accordance with the Standard on Review Engagements (SRE) 2410, "Review of Interim Financial Information Performed by the Independent Auditor of the Entity" issued by the Institute of Chartered Accountants of India. This Standard requires that we plan and perform the review to obtain moderate assurance as to whether the Statement is free of material misstatement. A review of interim financial information consists of making inquiries, primarily of persons responsible for financial and accounting matters, and applying analytical and other review procedures. A review is substantially less in scope than an audit conducted in accordance with Standards on Auditing and consequently does not enable us to obtain assurance that we would become aware of all significant matters that might be identified in an audit. Accordingly, we do not express an audit opinion.
4. Based on our review conducted as above, nothing has come to our attention that causes us to believe that the accompanying Statement, prepared in accordance with the recognition and measurement principles laid down in the aforesaid Indian Accounting Standards ('Ind AS') specified under Section 133 of the Companies Act, 2013 as amended, read with relevant rules issued thereunder and other accounting principles generally accepted in India, has not disclosed the information required to be disclosed in terms of the Listing Regulations, including the manner in which it is to be disclosed, or that it contains any material misstatement.

For S.R. BATLIBOI & ASSOCIATES LLP

Chartered Accountants

ICAI Firm registration number: 101049W/E300004

Arvind.K
per **Arvind K**
Partner
Membership No.: 221268
UDIN: 24221268BKGDNH8779
Place: Chennai
Date: November 13, 2024





SUN TV NETWORK LIMITED

Murasoli Maran Towers, 73, MRC Nagar Main Road, MRC Nagar, Chennai- 600 028, Tamil Nadu, India.
Tel : +91 -44-4467 6767, Fax : +91 -44-4067 6161 Email: tvinfo@sunnetwork.in
Website: www.suntv.in CIN.: L22110TN1985PLC012491

Sun TV Network Limited Regd office : Murasoli Maran Towers, 73, MRC Nagar Main Road, MRC Nagar , Chennai - 600 028 CIN : L22110TN1985PLC012491 Email : tvinfo@sunnetwork.in; www.suntv.in							
STATEMENT OF CONSOLIDATED FINANCIAL RESULTS FOR THE QUARTER AND SIX MONTHS ENDED SEPTEMBER 30, 2024							
S.No	Particulars	Quarter Ended			Six Months Ended		Year Ended
		September 30, 2024	June 30, 2024	September 30, 2023	September 30, 2024	September 30, 2023	March 31, 2024
		Unaudited	Unaudited	Unaudited	Unaudited	Unaudited	Audited
1	Revenue from Operations	934.54	1,312.40	1,048.45	2,246.94	2,397.67	4,282.10
2	Other Income	171.56	146.80	111.76	318.36	232.66	505.02
3	Total Income (1+2)	1,106.10	1,459.20	1,160.21	2,565.30	2,630.33	4,787.12
4	Expenses						
	(a) Operating Expenses	227.77	206.52	176.30	434.29	367.41	739.28
	(b) Cricket Franchises Fees	-	100.73	0.03	100.73	105.05	142.49
	(c) Employee Benefits Expense	83.25	82.37	81.96	165.62	160.24	320.27
	(d) Depreciation and Amortisation expense	195.73	113.30	218.75	309.03	308.30	531.72
	(e) Finance Costs	4.09	2.28	1.68	6.37	4.83	8.56
	(f) Other Expenses	82.70	203.92	62.34	286.62	239.70	441.96
	Total Expenses	593.54	709.12	541.06	1,302.66	1,185.53	2,184.28
5	Profit Before Share of Profit from Joint Venture and Tax (3 - 4)	512.56	750.08	619.15	1,262.64	1,444.80	2,602.84
6	Share of Profit / (Loss) from Joint Venture	0.68	2.58	(0.04)	3.26	1.14	10.27
7	Profit Before Tax (5 + 6)	513.24	752.66	619.11	1,265.90	1,445.94	2,613.11
8	Income Tax Expenses						
	(a) Current tax	118.26	191.04	129.65	309.30	359.21	626.00
	(b) Deferred tax	(14.34)	1.85	24.77	(12.49)	29.96	61.31
	Total	103.92	192.89	154.42	296.81	389.17	687.31
9	Profit After Tax (7 - 8)	409.32	559.77	464.69	969.09	1,056.77	1,925.80
	Profit for the period / year attributable to						
	-Owners of the Company	409.14	559.58	464.54	968.72	1,056.47	1,925.07
	-Non Controlling interest	0.18	0.19	0.15	0.37	0.30	0.73
10	Other Comprehensive Income						
	Items not to be reclassified to profit or loss in subsequent periods:						
	Remeasurement gains on defined benefit obligations (net of taxes)	(0.08)	(0.06)	0.33	(0.14)	0.65	(0.26)
	Share of other comprehensive income of equity accounted investees	(0.07)	(0.08)	(0.04)	(0.15)	(0.09)	(0.30)
	Other Comprehensive Income for the period / year attributable to:						
	- Owners of the Company	(0.16)	(0.13)	0.30	(0.29)	0.56	(0.55)
	- Non- Controlling Interest	0.01	(0.01)	(0.01)	(0.00)	(0.00)	(0.01)
11	Total Comprehensive income for the period / year, net of tax (9 + 10)	409.17	559.63	464.98	968.80	1,057.33	1,925.24
	Total Comprehensive Income for the period / year, net of tax attributable to:						
	- Owners of the Company	408.98	559.44	464.84	968.43	1,057.03	1,924.49
	- Non- Controlling Interest	0.19	0.19	0.14	0.37	0.30	0.75
12	Paid-up equity share capital (Face value of Rs.5.00 /- each)	197.04	197.04	197.04	197.04	197.04	197.04
13	Reserves excluding revaluation reserves (i.e. Other Equity)						10,338.97
14	Earnings per share (Face value of Rs.5.00 /- each) - Basic and Diluted - in Rs.	10.39	14.20	11.80	24.59	26.82	48.86
Not Annualised							





SUN TV NETWORK LIMITED

Murasoli Maran Towers, 73, MRC Nagar Main Road, MRC Nagar, Chennai- 600 028, Tamil Nadu, India.
Tel : +91 -44-4467 6767, Fax : +91 -44-4067 6161 Email: tvinfo@sunnetwork.in
Website: www.suntv.in CIN.: L22110TN1985PLC012491

Sun TV Network Limited			
Regd office : Murasoli Maran Towers, 73, MRC Nagar Main Road, MRC Nagar , Chennai - 600 028 CIN : L22110TN1985PLC012491 Email : tvinfo@sunnetwork.in; www.suntv.in			
Notes to the Consolidated Financial Results			
1. STATEMENT OF CONSOLIDATED ASSETS AND LIABILITIES			
S.No	Particulars	Rs in crores	
		As at September 30, 2024	As at March 31, 2024
		Unaudited	Audited
	ASSETS		
1	Non - Current assets		
	(a) Property, Plant and Equipment	794.81	824.12
	(b) Capital work in progress	1.66	7.38
	(c) Investment Properties	26.78	27.79
	(d) Goodwill	4.80	4.80
	(e) Other intangible assets	694.21	823.58
	(f) Right of use assets	109.04	26.83
	(g) Intangible assets under development	145.88	137.37
	(h) Investment in Joint Venture	442.96	439.86
	(i) Financial Assets		
	- Investments	2,261.45	1,879.26
	- Other financial assets	76.21	140.50
	(j) Non current tax assets (net)	47.45	38.33
	(k) Deferred tax assets (net)	176.16	163.66
	(l) Other non-current assets	131.87	109.07
	Total Non - current assets	4,913.28	4,622.55
2	Current assets		
	(a) Financial assets		
	- Investments	5,367.28	4,741.53
	- Trade receivables	1,235.44	1,254.28
	- Cash and cash equivalents	161.11	292.11
	- Bank balances other than cash and cash equivalents	159.02	108.70
	- Other financial assets	19.88	15.37
	(b) Other current assets	301.91	386.41
	Total current assets	7,244.64	6,798.40
	TOTAL ASSETS (1+ 2)	12,157.92	11,420.95
	EQUITY AND LIABILITIES		
1	Equity		
	(a) Equity Share Capital	197.04	197.04
	(b) Other equity	11,110.35	10,338.97
	(c) Equity attributable to the owners of Company	11,307.39	10,536.01
	(d) Non Controlling interest	6.69	6.31
	Total Equity	11,314.08	10,542.32
2	Liabilities		
	Non Current liabilities		
	(a) Financial liabilities		
	- Lease liabilities	113.17	29.65
	- Other financial liabilities	11.02	8.02
	(b) Government grants	2.06	2.22
	Total Non - current liabilities	126.25	39.89
3	Current liabilities		
	(a) Financial liabilities		
	- Lease liabilities	14.92	8.10
	- Trade payables		
	(i) total outstanding dues of micro enterprises and small enterprises	4.63	23.88
	(ii) total outstanding dues of creditors other than micro enterprises and small enterprises	251.56	233.15
	- Other current financial liabilities	138.52	336.05
	(b) Short term provisions	24.70	23.41
	(c) Government grants	0.32	0.32
	(d) Other current liabilities	236.56	213.83
	(e) Current tax liabilities	46.38	-
	Total current liabilities	717.59	838.74
	TOTAL EQUITY AND LIABILITIES (1+ 2+ 3)	12,157.92	11,420.95





SUN TV NETWORK LIMITED

Murasoli Maran Towers, 73, MRC Nagar Main Road, MRC Nagar, Chennai - 600 028, Tamil Nadu, India.
 Tel : +91 -44-4467 6767, Fax : +91 -44-4067 6161 Email: tvinfo@sunnetwork.in
 Website: www.suntv.in CIN.: L22110TN1985PLC012491



Sun TV Network Limited
 Regd office : Murasoli Maran Towers, 73, MRC Nagar Main Road, MRC Nagar , Chennai - 600 028
 CIN : L22110TN1985PLC012491 Email : tvinfo@sunnetwork.in; www.suntv.in

2. STATEMENT OF CONSOLIDATED CASH FLOWS FOR THE SIX MONTHS ENDED SEPTEMBER 30, 2024

Particulars	Rs in crores	
	For the Period ended September 30, 2024	For the Period ended September 30, 2023
	Unaudited	Unaudited
Cash flow from operating activities		
Profit before tax	1,265.90	1,445.94
Adjustments to reconcile profit before tax to net cash flows:		
Depreciation of property plant & equipment, right of use assets and investment properties	65.59	64.65
Amortisation of intangible assets	243.44	243.65
(Profit) / Loss on sale of property, plant and equipment (net)	0.02	0.02
Translation (gain) / loss on monetary assets and liabilities (net)	(3.49)	0.25
Impairment allowance for doubtful debts / movie advance and other advances (net)	2.74	-
Provision for litigations and claims	0.27	0.27
Bad debts written off	2.38	0.45
Liabilities / provisions no longer required written back	-	(3.39)
Interest income	(125.72)	(103.39)
Reversal of Impairment allowance for doubtful debts / movie advance and other advances (net)	-	(2.62)
Export incentive income	(0.16)	(0.19)
Dividend income / Net gain on sale of current investments	(5.19)	(7.37)
Fair value (gain) / loss on financial instruments at fair value through profit or loss (net)	(180.28)	(111.36)
Finance costs	6.37	4.83
Share of (Profit) / Loss from Joint Venture	(3.26)	(1.14)
Operating profit before working capital changes	1,268.61	1,530.60
Movements in working capital :		
(Increase) / Decrease in trade receivables	13.28	45.40
(Increase) / Decrease in other current assets/other financial assets	(1.16)	(5.98)
(Increase) / Decrease in loans and advances	84.65	(23.85)
Increase / (Decrease) in trade payables and other liabilities/other financial liabilities	(160.24)	(117.96)
Increase / (Decrease) in provisions	1.03	0.22
Cash generated from operations	1,206.17	1,428.43
Direct taxes paid (net of refunds)	(271.99)	(290.47)
Net cash flow from operating activities (A)	934.18	1,137.96
Cash flow from investing activities		
Amount paid for purchase of property, plant and equipment and intangible assets	(171.80)	(273.00)
Payment for purchase of mutual funds	(1,979.27)	(2,116.90)
Proceeds from sale of mutual funds	1,712.62	1,523.24
Proceeds from sale of property, plant and equipment	0.07	0.02
Proceeds from maturity of bonds/non-convertible debentures	475.49	521.04
Payment for purchase of bonds/non-convertible debentures	(1,026.32)	(762.50)
Term deposits placed with banks	(94.02)	(372.20)
Term deposits refunded from banks	109.09	527.22
Interest received (finance income)	116.14	93.37
Dividend income	0.13	0.07
Net cash (used in) investing activities (B)	(857.87)	(859.64)





SUN TV NETWORK LIMITED

Murasoli Maran Towers, 73, MRC Nagar Main Road, MRC Nagar, Chennai- 600 028, Tamil Nadu, India.
Tel : +91 -44-4467 6767, Fax : +91 -44-4067 6161 Email: tvinfo@sunnetwork.in
Website: www.suntv.in CIN.: L22110TN1985PLC012491

Particulars		Rs in crores	
		For the Period ended September 30, 2024	For the Period ended September 30, 2023
		Unaudited	Unaudited
Cash flow from financing activities			
Proceeds from Short term borrowings		-	20.00
Repayment of Short term borrowings		-	(20.00)
Payment of lease liabilities		(12.92)	(17.77)
Interim Dividend Paid		(197.04)	(246.30)
Interest paid (finance cost)		(0.39)	(1.45)
Net cash (used in) financing activities	(C)	(210.35)	(265.52)
Exchange differences on translation of foreign currency cash and cash equivalents	(D)	3.04	(0.74)
Net (decrease) / increase in cash and cash equivalents	(A+B+C+D)	(131.00)	12.06
Cash and cash equivalents at beginning of the period	E	292.11	131.20
Cash and cash equivalents at at end of the period	F	161.11	143.26
3	The above consolidated financial results for the quarter and six months ended September 30, 2024 have been reviewed by the Audit Committee and approved by the Board of Directors in their respective meetings held on November 13, 2024. The review of the consolidated financial results has been carried out by the Statutory Auditors of the Company.		
4	These unaudited consolidated financial results have been prepared in accordance with the recognition and measurement principles provided in Indian Accounting Standard (Ind AS) 34 on 'Interim Financial Reporting', the provisions of the Companies Act, 2013 (the Act), as applicable and guidelines issued by the Securities and Exchange Board of India (SEBI) under SEBI (Listing Obligations and Disclosure Requirements) Regulations 2015, as amended.		
5	Based on internal reporting provided to the Chief Operating Decision Maker, "Media and Entertainment" is the only reportable segment for the Group.		
6	The Board of Directors have declared an interim dividend of Rs.5.00 per share (100%) at their meeting held on November 13, 2024. This is in addition to the interim dividend of Rs.5.00 per share (100%) declared at their meeting held on August 9, 2024.		
7	The results for the quarter and six months ended September 30, 2024 includes income from the Holding Company's Cricket Franchises ("Sunrisers Hyderabad" and "Sunrisers Eastern Cape") of Rs. 0.09 crores and Rs. 497.14 crores (Quarter and Six months ended September 30, 2023 – Rs 1.02 crores and Rs. 513.68 crores respectively) and corresponding costs of Rs 1.34 crores and Rs.237.76 crores respectively (Quarter and Six months ended September 30, 2023 – Rs 0.88 crores and Rs. 228.92 crores respectively).		
8	The Board of Directors of Kal Radio Limited ('KRL'), at its meeting held on January 4, 2024, approved a proposed scheme of amalgamation of Udaya FM Private Limited with KRL. Similarly, the Board of Directors of South Asia FM Limited ('SAFL') and its Joint Ventures / Associate Companies at their respective meetings held on January 4, 2024, approved a proposed composite scheme of arrangement for amalgamation involving these Joint Venture / Associate Companies and SAFL (as applicable). The respective schemes of amalgamation with Appointed Date of 1st April 2023 are subject to necessary statutory and regulatory approvals, including sanction by the Hon'ble National Company Law Tribunal under Sections 230 and 232 of the Companies Act, 2013. Pending this, they have not been given effect to in these financial results.		
9	Previous period's / year's figures have been regrouped / reclassified wherever necessary to make it comparable with current period.		
			For and on behalf of the Board of Directors Mahesh Kumar Rajaraman Managing Director DIN No: 05263229
	Place : Chennai		
	Date : November 13, 2024		

Independent Auditor's Review Report on the Quarterly and Year to Date Unaudited Consolidated Financial Results of the Company Pursuant to the Regulation 33 of the SEBI (Listing Obligations and Disclosure Requirements) Regulations, 2015, as amended**Review Report to
The Board of Directors
Sun TV Network Limited**

1. We have reviewed the accompanying Statement of Unaudited Consolidated Financial Results of Sun TV Network Limited (the "Holding Company") and its subsidiary (the Holding Company and its subsidiary together referred to as "the Group"), its associates and joint ventures for the quarter ended September 30, 2024 and year to date from April 1, 2024 to September 30, 2024 (the "Statement") attached herewith, being submitted by the Holding Company pursuant to the requirements of Regulation 33 of the SEBI (Listing Obligations and Disclosure Requirements) Regulations, 2015, as amended (the "Listing Regulations").
2. The Holding Company's Management is responsible for the preparation of the Statement in accordance with the recognition and measurement principles laid down in Indian Accounting Standard 34, (Ind AS 34) "Interim Financial Reporting" prescribed under Section 133 of the Companies Act, 2013 as amended, read with relevant rules issued thereunder and other accounting principles generally accepted in India and in compliance with Regulation 33 of the Listing Regulations. The Statement has been approved by the Holding Company's Board of Directors. Our responsibility is to express a conclusion on the Statement based on our review.
3. We conducted our review of the Statement in accordance with the Standard on Review Engagements (SRE) 2410, "Review of Interim Financial Information Performed by the Independent Auditor of the Entity" issued by the Institute of Chartered Accountants of India. This Standard requires that we plan and perform the review to obtain moderate assurance as to whether the Statement is free of material misstatement. A review of interim financial information consists of making inquiries, primarily of persons responsible for financial and accounting matters, and applying analytical and other review procedures. A review is substantially less in scope than an audit conducted in accordance with Standards on Auditing and consequently does not enable us to obtain assurance that we would become aware of all significant matters that might be identified in an audit. Accordingly, we do not express an audit opinion.

We also performed procedures in accordance with the Master Circular issued by the Securities and Exchange Board of India under Regulation 33(8) of the Listing Regulations, to the extent applicable.

4. The Statement includes the results of the following entities:
 - a. Holding Company – Sun TV Network Limited
 - b. Subsidiary Company – Kal Radio Limited
 - c. Joint Venture – South Asia FM Limited (including its 7 Joint Ventures and 3 Associate Companies listed below):

Joint Ventures:

- Pioneer Radio Training Services Private Limited
- Optimum Media Services Private Limited
- Asia Radio Broadcast Private Limited
- Digital Radio (Delhi) Broadcasting Limited
- Digital Radio (Kolkata) Broadcasting Limited
- Digital Radio (Mumbai) Broadcasting Limited



- South Asia Multimedia Limited

Associate Companies:

- Deccan Digital Networks (Hyderabad) Private Limited
- Metro Digital Networks (Hyderabad) Private Limited
- AV Digital Networks (Hyderabad) Private Limited

5. Based on our review conducted and procedures performed as stated in Paragraph 3 above and based on the consideration of the review reports of other auditors referred to in Paragraph 6 below, nothing has come to our attention that causes us to believe that the accompanying Statement, prepared in accordance with recognition and measurement principles laid down in the aforesaid Indian Accounting Standards ('Ind AS') specified under Section 133 of the Companies Act, 2013, as amended, read with relevant rules issued thereunder and other accounting principles generally accepted in India, has not disclosed the information required to be disclosed in terms of the Listing Regulations, including the manner in which it is to be disclosed, or that it contains any material misstatement.
6. The accompanying Statement includes the unaudited interim financial results and other financial information, in respect of:
- One subsidiary, whose unaudited interim financial results and other financial information include total assets of Rs. 540.63 crores as at September 30, 2024, total revenues of Rs 34.38 crores and Rs 70.67 crores, total net profit after tax of Rs. 10.25 crores and Rs. 20.50 crores, total comprehensive income of Rs. 10.15 crores and Rs. 20.30 crores, for the quarter ended September 30, 2024 and the period ended on that date respectively, and net cash inflows of Rs. 10.58 crores for the period from April 1, 2024 to September 30, 2024, as considered in the Statement which have been reviewed by its independent auditor.
 - One joint venture (including its 7 joint ventures and 3 associate companies), whose unaudited interim consolidated financial results include Group's share of net profit of Rs. 0.68 and Rs. 3.26 crores and Group's share of total comprehensive income of Rs. 0.61 crores and Rs. 3.11 crores for the quarter ended September 30, 2024 and for the period from April 1, 2024 to September 30, 2024 respectively, as considered in the Statement whose interim consolidated financial results and other financial information have been reviewed by their respective independent auditors.

The independent auditor's reports on interim financial results of these entities have been furnished to us by the Management and our conclusion on the Statement, in so far as it relates to the amounts and disclosures in respect of these subsidiary and joint venture (including its 7 joint ventures and 3 associate companies) is based solely on the report of such auditors and procedures performed by us as stated in Paragraph 3 above.



S.R. BATLIBOI & ASSOCIATES LLP

Chartered Accountants

Our conclusion on the Statement in respect of matters stated in Paragraph 6 above is not modified with respect to our reliance on the work done and the reports of the other auditors.

For S.R. Batliboi & Associates LLP

Chartered Accountants

ICAI Firm registration number: 101049W/E300004

Aravind K

per Aravind K

Partner

Membership No.: 221268

UDIN: 24221268BKGDNI4282

Place: Chennai

Date: November 13, 2024





SUN TV Network Limited

Earnings Release for the quarter ended

30th September, 2024

Revenues (excl. Movies & Sports) up ~3.26% @ Rs.799.36 crs.

Advertisement Revenues up 2.13% @ Rs.335.42 crs.

Subscription revenues up 4.43 % @ Rs.436.75 crs.

Interim Dividend of 100 % declared.

Highlights :

- ❖ *Revenues (excl. Movies & Sports) up ~3.26 % for the quarter ended 30th September '24 at Rs.799.36 crs;*
- ❖ *Advertisement Revenues for the quarter ended 30th September '24, up 2.13 % at Rs.335.42 crs;*
- ❖ *EBITDA for the quarter ended 30th September '24, at Rs.528.98 crs;*
- ❖ *Profit after Tax for the quarter ended 30th September '24, at Rs.398.17 crs;*

Chennai, India, November 13, 2024: Sun TV Network Limited, one of the largest Television Broadcasters in India, operates Satellite Television Channels across four southern languages of Tamil, Telugu, Kannada and Malayalam and three northern languages Bangla, Marathi and Hindi, airs FM radio stations across India and owns the SunRisers Hyderabad Cricket Franchise of the Indian Premier League, SunRisers Eastern Cape of Cricket South Africa's T20 League and the Digital OTT Platform Sun NXT.





SUN TV Network Limited

FOR THE QUARTER ENDED 30TH SEPTEMBER'2024, the *Revenues (excl. Movies & Sports)* for the current quarter was **up by ~3.26 %** at Rs.799.36 crores as against Rs.774.12 crores for the corresponding quarter ended 30th September'2023. The *Total Income* for the current quarter was at Rs.1,064.14 crores as against Rs.1,125.08 crores for the corresponding quarter ended 30th September'2023. *The Advertisement Revenues* for the quarter ended 30th September'24, was **up 2.13 % at Rs.335.42 crs** as against Rs.328.42 crores for the corresponding quarter. *EBITDA* for the quarter ended 30th September'2024 was at Rs.528.98 crores as against Rs. 716.21 crores for the corresponding quarter ended 30th September'2023. The *Profit before taxes* for the current quarter was at Rs.498.40 crores as against Rs.608.24 crores for the corresponding quarter ended 30th September'2023. The *Profit after taxes* for the current quarter stood at Rs.398.17 crores as against Rs.456.24 crores for the corresponding quarter ended 30th September'2023.

INTERIM DIVIDEND: At the Board Meeting held today, the Board of Directors have declared an Interim Dividend of Rs.5.00 per share (100.00 %) on a face value of Rs.5.00 per share.

* * *





Sun TV Network Limited
Regd office : Murasoli Maran Towers, 73, MRC Nagar Main Road, MRC Nagar , Chennai - 600 028
CIN : L22110TN1985PLC012491 Email : tvinfo@sunnetwork.in; www.suntv.in

Extract of Consolidated Financial Results for the quarter and six months ended September 30, 2024

(Rupees in crores except EPS and unless otherwise stated)

S.No	Particulars	Quarter ended			Six Months Ended		Year Ended
		September 30, 2024	June 30, 2024	September 30, 2023	September 30, 2024	September 30, 2023	March 31, 2024
		Unaudited	Unaudited	Unaudited	Unaudited	Unaudited	Audited
1	Income from Operations	934.54	1,312.40	1,048.45	2,246.94	2,397.67	4,282.10
2	Net Profit before tax	513.24	752.66	619.11	1,265.90	1,445.94	2,613.11
3	Net Profit after tax	409.32	559.77	464.69	969.09	1,056.77	1,925.80
4	Total Comprehensive income	409.17	559.63	464.98	968.80	1,057.33	1,925.24
5	Equity share capital (Face value of Rs.5.00 /- each)	197.04	197.04	197.04	197.04	197.04	197.04
6	Reserves excluding revaluation reserves (i.e. Other Equity)						10,338.97
7	Earnings Per Share (Face value of Rs.5.00 /- each) Basic and Diluted - in Rs.	10.39	14.20	11.80	24.59	26.82	48.86
Not annualised							

Notes :

I Additional information on Standalone Financial Results for the quarter and six months ended September 30, 2024

S.No	Particulars	Quarter ended			Six Months Ended		Year Ended
		September 30, 2024	June 30, 2024	September 30, 2023	September 30, 2024	September 30, 2023	March 31, 2024
		Unaudited	Unaudited	Unaudited	Unaudited	Unaudited	Audited
1	Income from Operations	900.16	1,276.11	1,017.98	2,176.27	2,335.76	4,148.36
2	Net Profit before tax	498.40	736.33	608.24	1,234.73	1,422.92	2,548.54
3	Net Profit after tax	398.17	546.94	456.24	945.11	1,039.04	1,875.15
4	Total Comprehensive income	398.20	546.98	456.63	945.18	1,039.81	1,875.30

2 The above is an extract of the detailed format of quarter and year ended financial results filed with the Stock Exchange under Regulation 33 of the SEBI (Listing Obligations and Disclosure Requirements) Regulations, 2015. The full format of the said financial results are available in the websites of the Company, National Stock Exchange of India Limited and BSE Limited at www.suntv.in, www.nseindia.com and www.bseindia.com respectively.

For and on behalf of the Board of Directors

Sd/-

Place : Chennai
Date : November 13, 2024

Mahesh Kumar Rajaraman
Managing Director
DIN No: 05263229